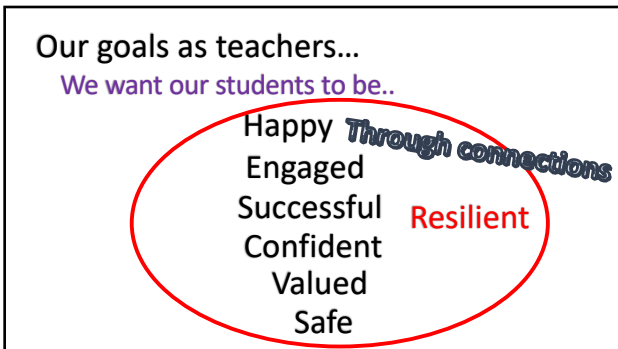




1




2




3



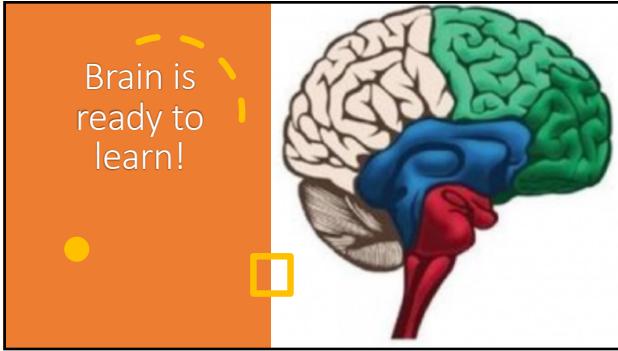
4



5



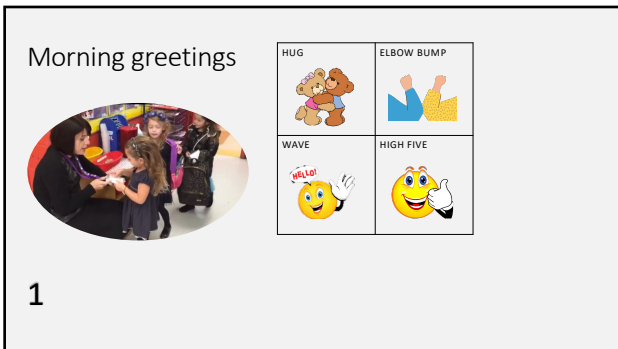
6



7



8




9

- Breakout room 1
- Introduce yourself
- Worktime: 5 min

• Choose a reporter who has the shortest name









• Think about how you can incorporate morning greetings into your classroom. If you are already doing morning greeting, how is it going? What are some of the great things coming out of it and what are some of the challenges?

• How can we make morning greetings grow into something more educational for our students?



10









2


Soliciting Opinions

11

Without prompting

12



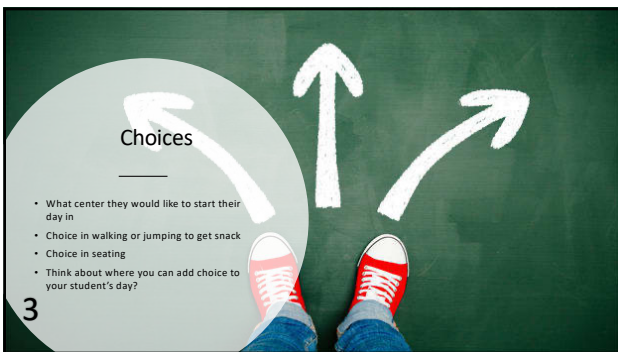
A feedback form on a clipboard with a black pen. The form has three smiley faces (neutral, happy, sad) with red checkboxes to their right.

- Breakout room 2
- 5 minutes
- What is a question you can ask your class to get their feedback or opinion?

- How would you make it creative and fun?

- How can you tie it into something you're learning about this week?

13




A chalkboard with three white arrows pointing left, up, and right. A person's feet in red sneakers are visible at the bottom. A grey circle on the left contains the word "Choices" and a list of questions.

Choices

- What center they would like to start their day in
- Choice in walking or jumping to get snack
- Choice in seating
- Think about where you can add choice to your student's day?

3


14




A photograph of a classroom floor with colorful toys and a child sitting on a rug.

- Breakout room 3
- Worktime: 5 min
- How have you added choice to your day?
- Where is somewhere in your class that you can add more choice?
- Think of a scenario and two positive choices that you can give a child to help them get to where they need to be.

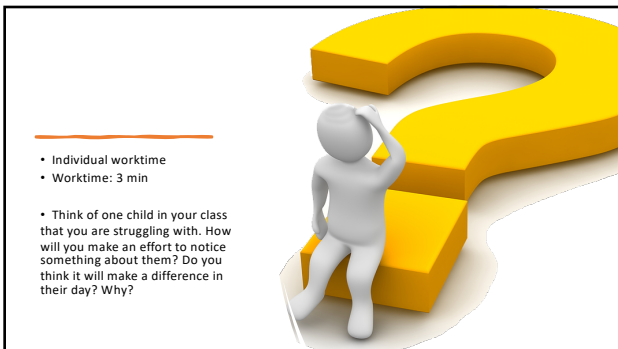
15



16



17



18



19

Breakout room 6

Worktime: 10 minutes

1. Choose a reporter who has been teaching the shortest amount of time. (they will type or share to the larger group)
2. Take turns thinking of a partner activity to add into your classroom
3. Decide on one activity to share with the larger group.

Turn and TALK

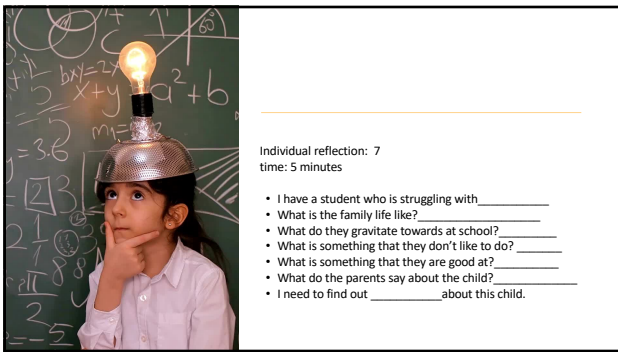
20

6 Show and Tell


21




22



23



24



25


- Breakout room 8
- Worktime: 10 minutes
- What are some classroom jobs in your room?
- Is each job meaningful?
- What is a popular job? Why?
- Think about how you can make jobs more meaningful and exciting for each student so they really feel that they are needed and important. (this in turn makes them feel connected and ready to learn)

26

10 Breathing exercise

Giving them the tools to cope with challenging situations builds resilience.

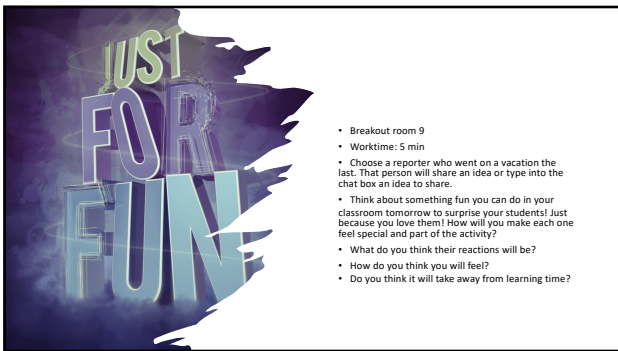
27



28



29




30

Our Goals as teachers...
 We want our students to be

Happy
 Engaged
 Successful
 Confident
 Valued
 Safe


Through connections

31



- Individual reflection
- What is one takeaway that you will bring to your classroom in the near future?
- Here is a reminder of the top ten tips:
 - Morning greetings
 - Soliciting opinions
 - Choices
 - Noticing
 - Partner activities
 - Show and tell
 - Knowing your students
 - Really listening
 - Classroom jobs
 - Breathing exercise
 - Bonus: just because!

32



Thank you so much!
 Chaya@morahchaya.com

33